

## Introductory sub-table (I)(a)


Name of the Company:		VINEET ENGINEERING & TRADING CO LTD	
Scrip Code, Name of the scrip, class of security:		EQUITY SHARES	
Quarter ended:		JUNE 2013	
Partly paid-up shares:-		No. of partly paid-up shares	As a % of total no. of partly paid-up shares
As a % of total no. of shares of the company			
Held by promoter/promoter group	-	-	-
Held by public	-	-	-
<b>Total - D</b>	<b>-</b>	<b>-</b>	<b>-</b>
Outstanding convertible securities:-		No. of outstanding securities	As a % of total no. of outstanding convertible securities
As a % of total no. of shares of the company, assuming full conversion of the convertible securities			
Held by promoter/promoter group	-	-	-
Held by public	-	-	-
<b>Total - E</b>	<b>-</b>	<b>-</b>	<b>-</b>
Warrants:-		No. of warrants	As a % of total no. of warrants
As a % of total no. of shares of the company, assuming full conversion of warrants			
Held by promoter/promoter group	-	-	-
Held by public	-	-	-
<b>Total - F</b>	<b>-</b>	<b>-</b>	<b>-</b>
Total paid-up capital of the company, assuming full conversion of warrants and convertible securities (Grand Total (A+B+C)+ D+E+F )		2,407,000	100

Vineet Engineering &amp; Trading Co. Ltd.


  
Director


Statement Showing Shareholding Pattern								
Name of the Company :			VINEET ENGINEERING & TRADING CO LTD					
Scrip Code :			32068	Quarter Ended :			JUNE 2013	
Category code	Category of Shareholder	Jun-12		Number of shares held in dematerialized form	Total shareholding as a		Shares Pledged or otherwise	
		Number of Share holders	Total number of shares		As a % of (A+B) <sup>1</sup>		Number of shares	As a %
					As a % of (A+B+C)			
I(A)	<b>Shareholding of Promoter &amp; Promoter Group<sup>2</sup></b>							
1	<b>Indian</b>	20	103,000	-	42.79			-
(a)	Individuals/ Hindu Undivided Family	20	103,000	-	42.79		-	-
(b)	Central Government/ State Government(s)	-	-	-	-		-	-
(c)	Bodies Corporate	-	-	-	-		-	-
(d)	Financial Institutions/ Banks	-	-	-	-		-	-
(e)	Any Others(Specify)	-	-	-	-		-	-
	<b>Sub Total(A)(1)</b>	20	103000	-	42.79		-	-
2	<b>Foreign</b>							
a	Individuals (Non-Residents Individuals/ Foreign Individuals)	-	-	-	-		-	-
b	Bodies Corporate	-	-	-	-		-	-
c	Institutions	-	-	-	-		-	-
d	Any Others(Specify)	-	-	-	-		-	-
	<b>Sub Total(A)(2)</b>	-	-	-	-		-	-
	<b>Total Shareholding of Promoter and Promoter Group (A)– (A)(1)+(A)(2)</b>	20	103,000	-	42.79			-
(B)	<b>Public shareholding</b>							
1	<b>Institutions</b>							
(a)	Mutual Funds/ UTI	-	-	-	-		-	-
(b)	Financial Institutions/ Banks	-	-	-	-		-	-

Vineet Engineering & Trading Co. Ltd.

  
Director

Category code	Category of Shareholder	Number of Share holders	Total number of shares	Number of shares held in dematerialized form	Total shareholding as a		Shares Pledged or otherwise	
					As a % of (A+B) <sup>1</sup>	As a % of (A+B+C)	Number of shares	As a %
(c)	Central Government/ State Government(s)	-	-	-	-	-	-	-
(d)	Venture Capital Funds	-	-	-	-	-	-	-
(e)	Insurance Companies	-	-	-	-	-	-	-
(f)	Foreign Institutional Investors	-	-	-	-	-	-	-
(g)	Foreign Venture Capital Investors	-	-	-	-	-	-	-
(h)	Any Other (specify)	-	-	-	-	-	-	-
	<b>Sub-Total (B)(1)</b>	--	--	--	--	--	--	--
<b>B 2</b>	<b>Non-institutions</b>							
(a)	Bodies Corporate	5	59,100	-	24.55	24.55	-	-
(b)	Individuals							
I	Individuals -i. Individual share-holders holding nominal share capital up to Rs 1 lakh	11	46,350	-	19.26	19.26	-	-
II	ii. Individual shareholders holding nominal share capital in excess of Rs. 1 lakh.	2	32,250	-	13.40	13.40	-	-
(c)	Any Other (specify)	-	-	-	-	-	-	-
	<b>Sub-Total (B)(2)</b>	<b>18</b>	<b>137700</b>	<b>-</b>	<b>57.21</b>	<b>57.21</b>	<b>-</b>	<b>-</b>
(B)	<b>Total Public Shareholding (B)= (B)(1)+(B)(2)</b>	<b>18</b>	<b>137700</b>	<b>-</b>	<b>57.21</b>	<b>57.21</b>	<b>-</b>	<b>-</b>
	<b>TOTAL (A)+(B)</b>	<b>38</b>	<b>240700</b>	<b>-</b>	<b>100</b>	<b>100</b>	<b>-</b>	<b>-</b>
(C)	Shares held by Custodians and against which Depository Receipts have been issued	-	-	-	-	-	-	-
	<b>GRAND TOTAL (A)+(B)+(C)</b>	<b>38</b>	<b>240,700</b>	<b>-</b>	<b>100</b>	<b>100</b>	<b>-</b>	<b>-</b>

Vineet Engineering & Trading Co. Ltd.

  
Director


(D)(b) Statement showing Shareholding of persons belonging to the category "Promoter and Promoter Group"

Sr. No.	Name of the shareholder	Shares as a percentage of total number of share(i.e. grand total(A)+(B)+( C))	
1	Kanstay Halder (Minor)	10000	4.15
2	Shrestha Halder (Minor)	9900	4.14
3	Poojash Halder	20000	8.31
4	Rakha Halder	20000	8.31
5	Prabhat Kumar Halder	20000	8.31
6	Keshab Kumar Halder	20000	8.31
7	Manish Dubonia	10	0.00
8	Raj Kumar Sharma	10	0.00
9	Sunjeev Saxena	10	0.00
10	Naresh Shah	10	0.00
11	Saroj Kumar Jha(jha)wala	400	0.17
12	Sheo Kumar Jha(jha)wala	400	0.17
13	Sajjan Kumar Jha(jha)wala	400	0.17
14	Sant Kumar Jha(jha)wala	400	0.17
15	Satish Kumar Jha(jha)wala	400	0.17
16	Usha Devi Jha(jha)wala	200	0.08
17	Gauri Devi Jha(jha)wala	200	0.08
18	Poojita Devi Jha(jha)wala	200	0.08
19	Savita Devi Jha(jha)wala	200	0.08
20	Prabha Devi Jha(jha)wala	200	0.08
<b>TOTAL</b>		<b>143000</b>	<b>42.79</b>

(D)(c) Statement showing Shareholding of persons belonging to the category "Public" and holding more than 1% of the total number of shares

Sr. No.	Name of the shareholder	Number of shares	Shares as a percentage of total number of shares [i.e., Grand Total (A)+(B)+(C) indicated in Statement at para (D)(a) above]		
	Mayukh Commercial Ltd	14100	5.86		
	Herald Projects Ltd	10000	4.15		
	Refuge Holdings Ltd	10000	4.15		
	Stanley Selwynell Trade and Finance Ltd	10000	4.15		
	Bombiano Commercial C) Ltd	5000	6.23		
	Manoj Das	20250	8.41		
	Amit Kumar Mahato	2000	4.99		
	Arun Kumar Shah	0000	4.15		
	Ashish trivedi	0000	4.15		
	Binit Agarwal	10000	4.15		
	Deepa Choudhary	10000	4.15		
<b>TOTAL</b>		<b>131350</b>	<b>54.57</b>		

Vineet Engineering & Trading Co. Ltd.

  
Director

(I)(d) Statement showing details of locked-in shares

Sr. No.	Name of the shareholder	Number of locked-in shares	Locked-in shares as a percentage of total number of shares (i.e., Grand Total (A)+(B)+(C) indicated in Statement at para (I)(a) above)
1			
<b>TOTAL</b>			

(II)(a) Statement showing details of Depository Receipts (DRs)

Sr. No.	Type of outstanding DR (ADRs, GDRs, SDRs, etc.)	Number of outstanding DRs	Number of shares underlying outstanding DRs	Shares underlying outstanding DRs as a percentage of total number of shares (i.e., Grand Total (A)+(B)+(C) indicated in Statement at para (I)(a) above)
1				
<b>TOTAL</b>				

(II)(b) Statement showing Holding of Depository Receipts (DRs), where underlying shares are in excess of 1% of the total number of shares

Sr. No.	Name of the DR Holder	Type of outstanding DR (ADRs, GDRs, SDRs, etc.)	Number of shares underlying outstanding DRs	Shares underlying outstanding DRs as a percentage of total number of shares (i.e.,
1				
<b>TOTAL</b>				

Vineet Engineering & Trading Co. Ltd.

  
Director